

MUFA DOMO 48H, BANDEJAS 4*12 Y 3+1 PORTS - TERMO

MODELO FSC-D002



Description

Optical splice closures are used to distribute, splice, and store the outdoor optical cables which enter and exit from the ends of the closure. There are two connection ways: direct connection and splitting connection. They are applicable to situations such as overhead, man-well of pipeline, embedded situation etc. Comparing with terminal box, the closure requires much stricter requirement of seal. Sealing ring and air valve are required for closure, but that are not necessary for terminal box.

Features

1. The closure casing is made of quality engineering plastics, and of good performance of anti-erosion against acid and alkali salt, anti-aging, as well as smooth appearance and reliable mechanical structure.
2. The mechanical structure is reliable and has the performance of resisting wild environment and intensive climate changes and serious working environment. The protection grade reaches IP68.
3. The closures are applicable to ribbon type optical cable and common optical cable.
4. The splice trays inside the closure are turn-able like booklets, and have adequate curvature radius and space for winding optical fiber to make sure the curvature radius for optical winding 40mm. Each optical cable and fiber can be operated individually.
5. The closure is of small volume, big capacity and convenient maintenance. The elastic rubber seal rings inside the closure are of good sealing and sweat-proof performance.
6. The casing can be opened repeatedly without air leakage. No special tools are required. The operation is easy and simple. The air valve is provided for the closure and used to check the sealing performance.



Standard Accessories

Tag paper: 1pcs Sand paper :1pcs
 Silver paper: 1pcs
 Cleaning tissue: 1pcs
 Insulating tape: 1pcs
 Cable tie: 3mm*10mm 8pcs
 Fiber protective tube: 1 pcs
 Heat-shrink sleeve:1.0mm*3mm*60mm 48pcs Heat shrink tubing: 1 bag
 Pole accessories:1 pcs (Optional Accessories)
 Pressure testing valve: 1pcs (Optional Accessories)
 Earthing deriving devicepcs : 1pcs (Optional Accessories



Dimensions and Capability

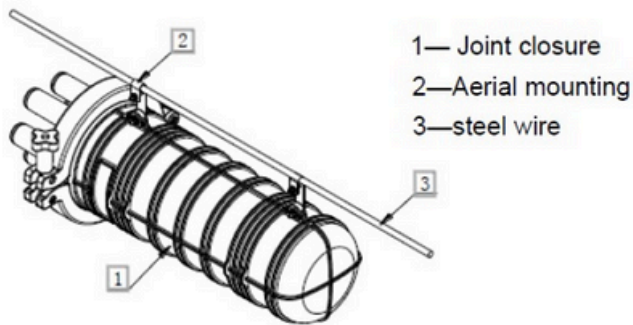
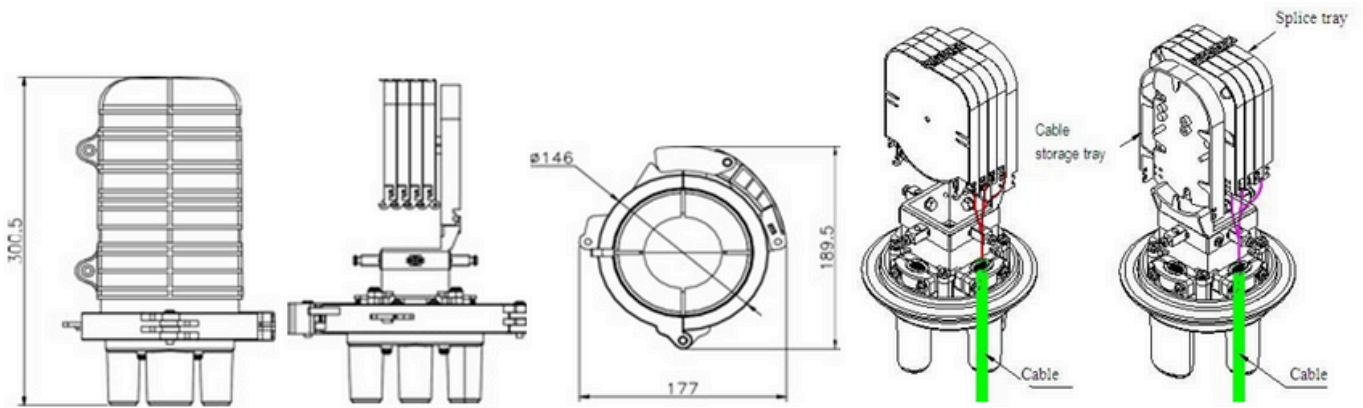
Dimensions (D*H)	300mm*190mm 48 Cores
Max Capacity	1:3
Number of Cable Entrance/Exit Diameter of Cable	3 small round ports(21mm) and 1 large oval port(34mm)

Operation Conditions

Temperature	-40°C~+60°C
Humidity	≤95% (at 40°C)
Air Pressure	70kPa ~106kPa

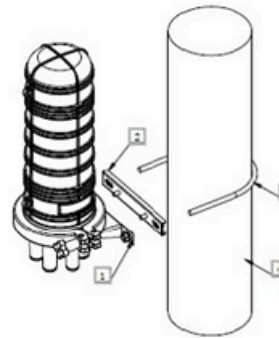
Technical Specifications

- Seal performance: after the box is sealed,inflate to 100kPa inwards (inflation only apply to the modelswith the air hole), and then soak it in the water of normal temperature, after 15 minutes of steady observation, there is no bubble to overflow.
- Insulation resistance: the insulation resistance between the metalwork piece and the earth is greaterthan 20kMΩ.
- IPressurization: there is no breakdown or flashover under15kVdc/1min between the metal work piece and the earth.
- The curvature radiusof the fiber 40mm, withoutextra loss insidethe splice tray.
- It can bear the axial tensile strength no less than 1000N.
- Lifetime: 25 years.
- Other performances are all in accordance with the requirement of standard YD/T814-1998



Aerial mounting

- 1— Joint closure
- 2—Aerial mounting
- 3—steel wire



Pole mounting

- 1—Fixing plate
- 2—Mounting plate
- 3—U-shaped bolt
- 4—Pole